



“ज्ञान, विज्ञान आणि सुसंस्कार यांसाठी शिक्षण प्रसार”

- शिक्षण महर्षी डॉ. बापूजी साळुंखे

Shri Swami Vivekanand Shikshan Sanstha, Kolhapur's

Dattajirao Kadam Arts, Science and Commerce College, Ichalkaranji.



Estd.: June 1962

Tal. Hatkanangale, Dist. Kolhapur - 416 115
Phone : (0230) 2420412, Fax /Phone - (0230) 2424555

(Affiliated to Shivaji University, Kolhapur - No. Affi./T-2/5049 dt. 10-7-1999)

• E-mail : dkasccollege@gmail.com, ich38.cl@unishivaji.ac.in • Website : www.dkasc.ac.in

Index No. : J-23-06-001

NAAC - "A" GRADE

☞ Online Registration Process for New Admission ☞

☉ 11th Standard and FY (B.A./B.Com./B.Sc./B.C.A./M.A./M.Sc.) ☉

Visit to College Website

www.dkasc.ac.in



[Online Admission 2020-21](#)



Click on “**Registration Link**” of **B.A.-I / B.Com.-I / B.Sc.-I / B.C.A.-I**
Or **11th Arts / Commerce / Science**

Or visit to

<https://enrolonline.mastersofterp.in/CollegeHome/Index/DKCI>



Click on “**Register Now**”



Enter Email Id or Mobile No.



Generate Username & Password (You will received on mobile no)



Login with Generated Username & Password



Fill All Fields of Registration Form



Pay Registration fee online



**Take Printout of Receipt of Online
Registration Fee and Registration form or
save these as PDF for you reference**

☪ Online Registration Process for New Admission ☪

◎ 11th Standard and FY (B.A./B.Com./B.Sc./B.C.A./M.A./M.Sc.) ◎

Important Instructions:

- ➡ * Marked fields are mandatory.
- ➡ Fill all information carefully.
- ➡ Check your information before ***“CONFIRM APPLICATION”***.

1) Visit to College Website www.dkasc.ac.in

The screenshot shows the website for Dattajirao Kadam Arts, Science and Commerce College, Ichalkaranji. The header includes the college name, affiliation to Shivaji University, and accreditation by NAAC. A navigation menu is visible. On the left, a sidebar menu has 'New Admission 2020-21' highlighted with a red box and arrow. In the main content area, a banner image shows a group of people. Below the banner, the 'Online Admission 2020-21' link is highlighted with a red box and arrow.

2) Select ***“Admission 2020-21”*** menu or ***“Online Admission 2020-21”*** link given on home page as shown in above image.

3) Click on **“Registration Link”** of *the class in which you wish to take admission*

Sr.No.	Class	Particular
1	B. A. -I / B.Com.-I / B.Sc.-I / B.C.A.-I New (Admissions will be opened soon)	➔ Admission Notification ➔ Registration Link
2	B. A. / B.Com. / B.Sc. / B.C.A. Part - II / III New (Admissions will be opened soon)	➔ Admission Notification ➔ Registration Link
3	M.A.-I / M.Sc.-I (Admissions will be opened soon)	➔ Admission Notification ➔ Registration Link
4	M.A.-II / M.Sc.-II (Admissions will be opened soon)	➔ Admission Notification ➔ Registration Link
5	11 th Arts / Commerce / Science (Admissions will be opened soon)	➔ Admission Notification ➔ Registration Link

4) Click on **“Register Now”**

Online Registration

STUDENT LOGIN INSTITUTE LOGIN

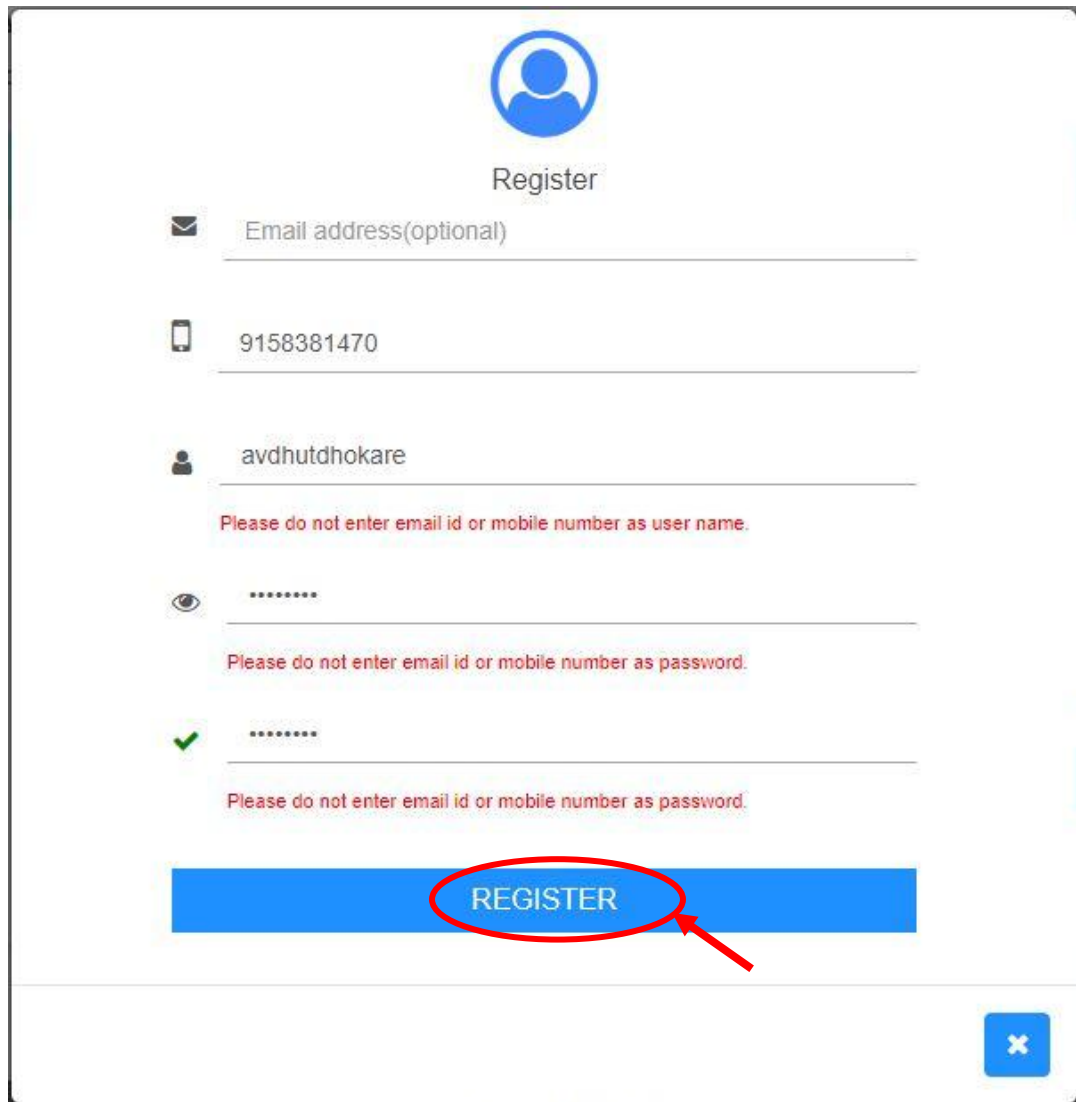
User name

Password

Register Now Forgot Password

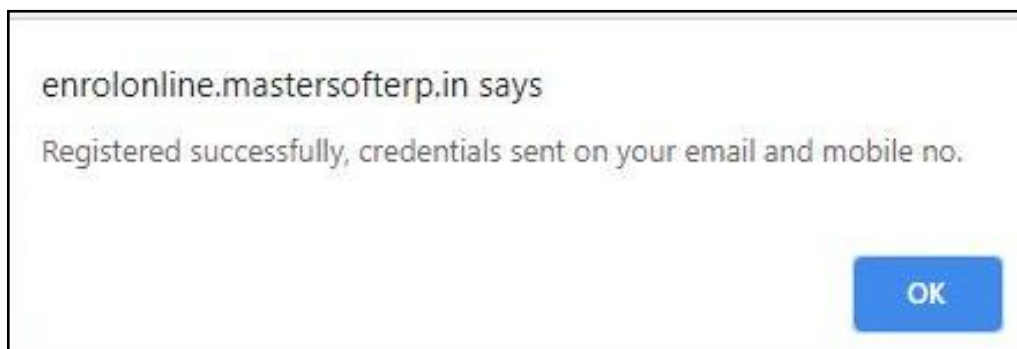
SIGN IN

- 5) Enter your *Email Address (Optional)* and *“Mobile number”*, Create *“Username”* and *“Password”*, Click on *“REGISTER”* button.

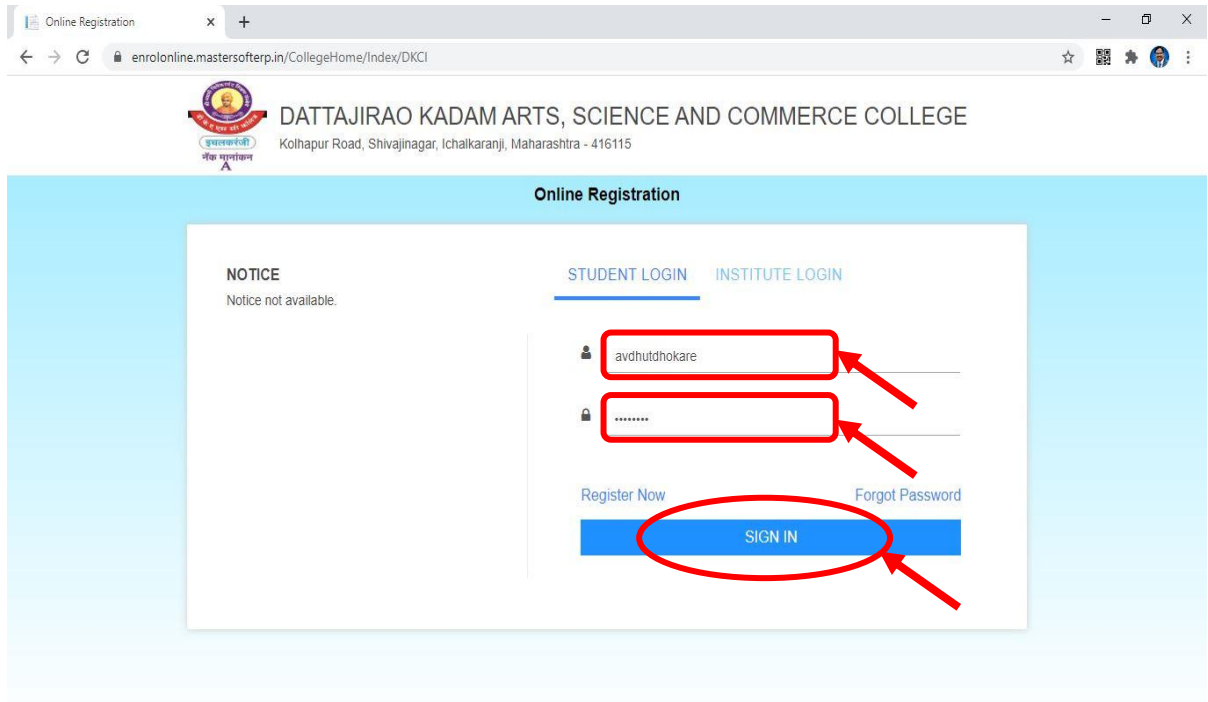


The screenshot shows a registration form titled "Register" with a user icon. It contains four input fields: "Email address(optional)", "9158381470", "avdhutdhokare", and two password fields. Each field has a red error message below it: "Please do not enter email id or mobile number as user name." and "Please do not enter email id or mobile number as password." The "REGISTER" button is highlighted with a red circle and an arrow. A close button (X) is in the bottom right corner.

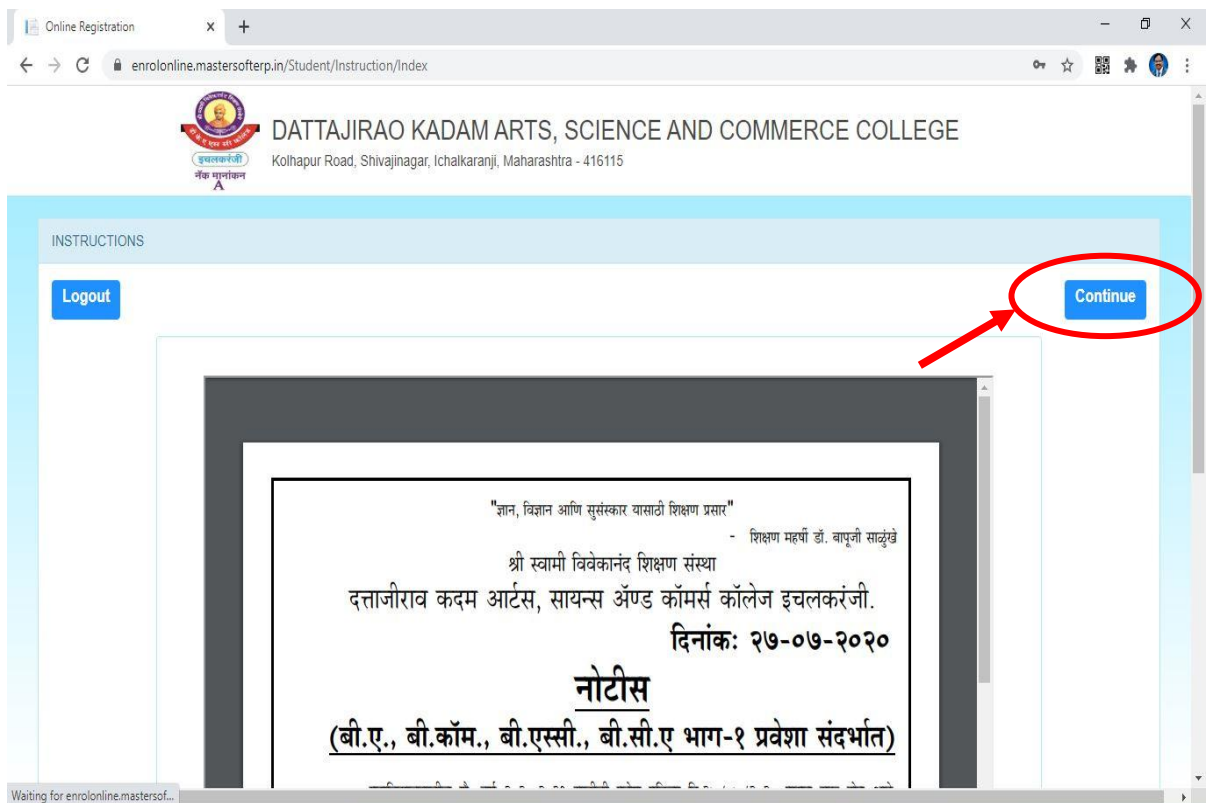
- 6) You will receive *“Username”* and *“Password”* on your mobile number.



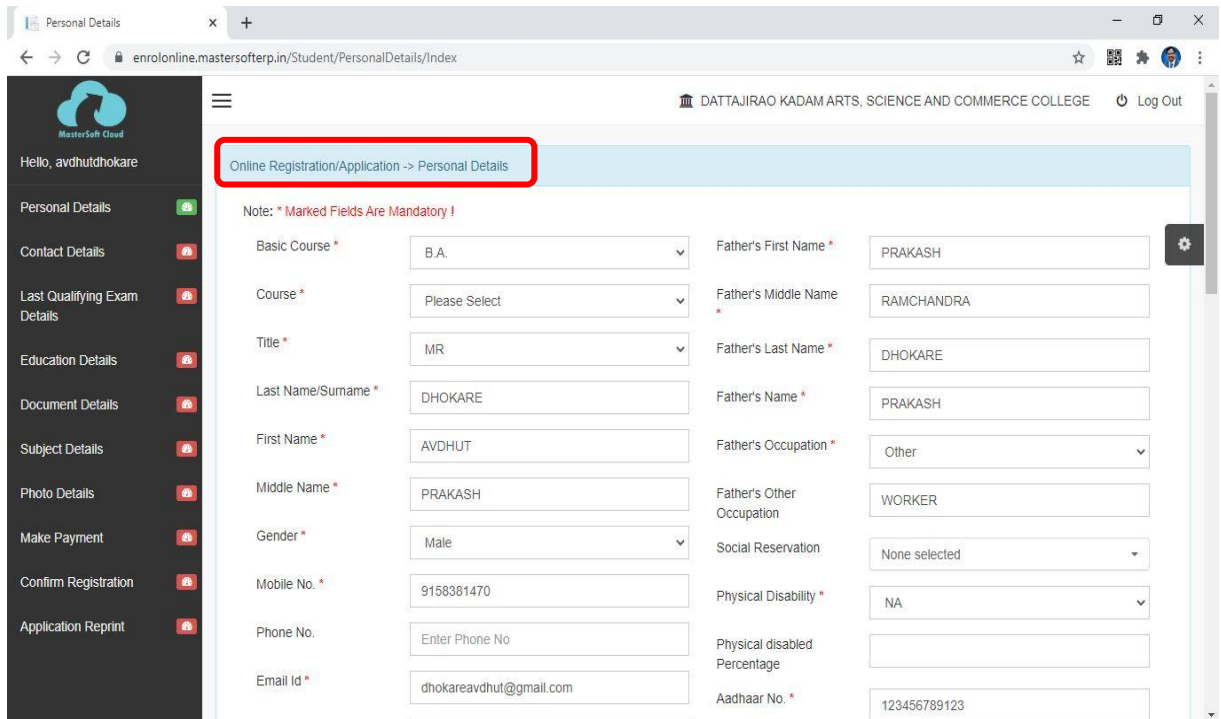
- 7) Login with generated **“Username”** and **“Password”**, Click on **“SIGN IN”** button.



- 8) After successfully login your screen will be look like following image. Read the instruction given on the screen, then click on **“Continue”** button.



9) Fill **“Personal Details”** properly.



Personal Details

enrolonline.mastersofterp.in/Student/PersonalDetails/Index

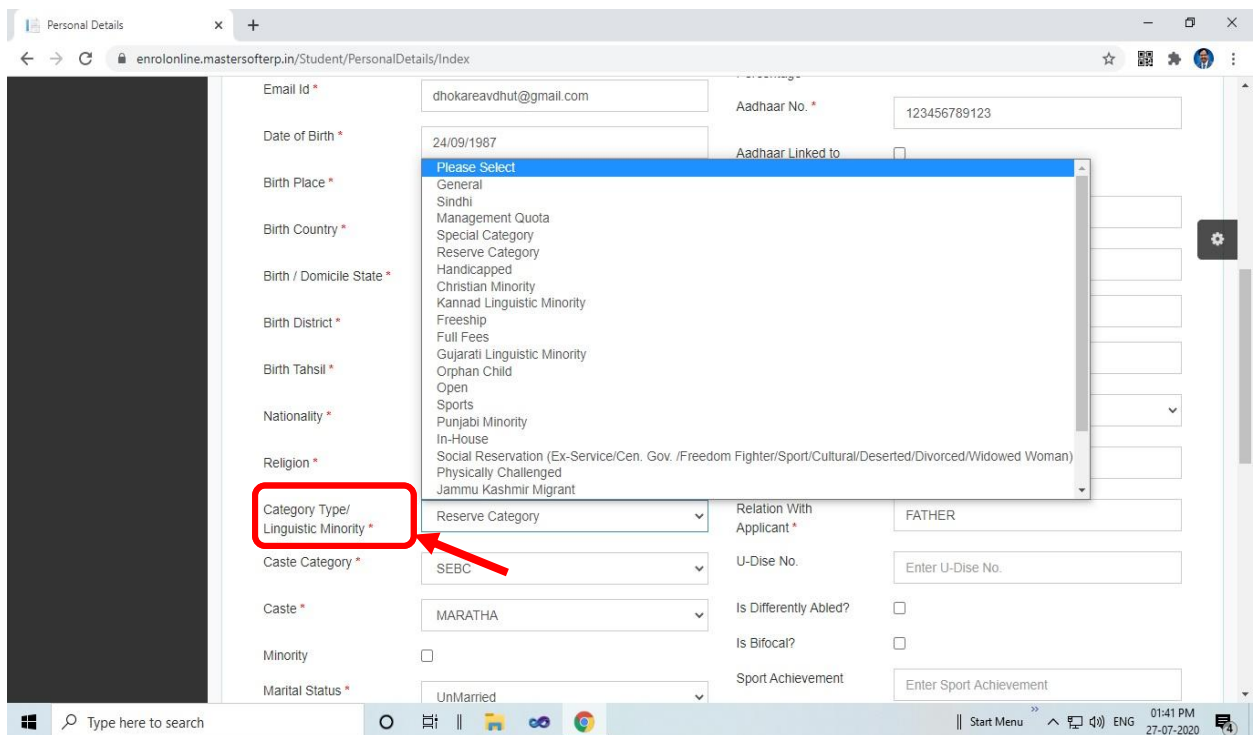
DATTAJIRAO KADAM ARTS, SCIENCE AND COMMERCE COLLEGE Log Out

Online Registration/Application -> Personal Details

Note: * Marked Fields Are Mandatory !

Basic Course *	B.A.	Father's First Name *	PRAKASH
Course *	Please Select	Father's Middle Name *	RAMCHANDRA
Title *	MR	Father's Last Name *	DHOKARE
Last Name/Surname *	DHOKARE	Father's Name *	PRAKASH
First Name *	AVDHUT	Father's Occupation *	Other
Middle Name *	PRAKASH	Father's Other Occupation	WORKER
Gender *	Male	Social Reservation	None selected
Mobile No. *	9158381470	Physical Disability *	NA
Phone No.	Enter Phone No	Physical disabled Percentage	
Email Id *	dhokareavdhut@gmail.com	Aadhaar No. *	123456789123

10) In **“Personal Details”**,
In “Category Type/Linguistic Minority” field select “General” option if you belongs to general category or select “Reserve Category” option if you belongs to reservation.



Personal Details

enrolonline.mastersofterp.in/Student/PersonalDetails/Index

Email Id * dhokareavdhut@gmail.com Aadhaar No. * 123456789123

Date of Birth * 24/09/1987 Aadhaar Linked to

Birth Place * Please Select

Birth Country * General

Birth / Domicile State * Sindh

Birth District * Management Quota

Birth Tahsil * Special Category

Nationality * Reserve Category

Religion * Handicapped

Category Type/Linguistic Minority * Reserve Category

Caste Category * SEBC

Caste * MARATHA

Minority

Marital Status * UnMarried

Relation With Applicant * FATHER

U-Dise No. Enter U-Dise No.

Is Differently Abled?

Is Bifocal?

Sport Achievement Enter Sport Achievement

11) Select “*Caste Category*” properly and fill other information carefully.

The screenshot shows a web browser window with the URL enrolonline.mastersofterp.in/Student/PersonalDetails/Index. The form contains the following fields and values:

Email Id *	dhokareavdhut@gmail.com	Aadhaar No. *	123456789123
Date of Birth *	24/09/1987	Aadhaar Linked to Bank *	<input type="checkbox"/>
Birth Place *	Ichalkaranji	Family Annual Income *	80000
Birth Country *	India	Voter Id	Enter Voter Id
Birth / Domicile State *	MAHARASHTRA	Guardian's Name *	PRAKASH DHOKARE
Birth District *	Please Select	Guardian's/ Parent's Contact No. *	9764226958
Birth Tahsil *	OPEN	Guardian's Occupation *	Other
Nationality *	SC	Guardian's Other Occupation	WORKER
Religion *	ST	Relation With Applicant *	FATHER
Category Type/ Linguistic Minority *	VJ	U-Dise No.	Enter U-Dise No.
Caste Category *	SBC	Is Differently Abled?	<input type="checkbox"/>
Caste *	SEBC	Is Bifocal?	<input type="checkbox"/>
Minority	<input type="checkbox"/>	Sport Achievement	Enter Sport Achievement
Marital Status *	UnMarried		

12) After filling personal details successfully, click on “*Save & Next*” button.

The screenshot shows the same web browser window, but now the form is filled with the following information:

Bank Name *	Bank of Maharashtra
IFSC Code *	MAHB0000085
Account Number *	12345678
Mother's Name *	Pratibha
Is Ex-serviceman?	<input type="checkbox"/>
Interested In NCC/NSS	<input type="checkbox"/>
Is Organ Donor?	<input type="checkbox"/>
First Name As Per 10th Std *	AVDHUT
Last Name As Per 10th Std *	DHOKARE
Middle Name As Per 10th Std *	PRAKASH
In-house	YES

The 'Save & Next' button is highlighted with a red box and a red arrow.

13) Next fill your **“Address Details”**, and then click on **“Save & Next”** button.

enrolonline.mastersofterp.in/Student/AddressDetails/Index

DATTAJIRAO KADAM ARTS, SCIENCE AND COMMERCE COLLEGE Log Out

Hello, avdhutdhokare

Online Registration -> Address Details

Note: * Marked Fields Are Mandatory !

RESIDENCE / PERMANENT ADDRESS

Permanent Address *	22/94, Ganeshnagar Galli No. 9, Ichalkaranji	City/Village *	ICHALKARANJI
Country *	India	Tehsil *	Hatkanangale
State *	MAHARASHTRA	House Number	Enter House No.
District *	KOLHAPUR	Gram Panchayat	Enter Gram Panchayat
		Pin Code *	416115

CORRESPONDENCE / LOCAL ADDRESS

Same as Permanent Address

Temporary Address *	22/94, Ganeshnagar Galli No. 9, Ichalkaranji	City/Village *	ICHALKARANJI
Country *	India	Tehsil *	Hatkanangale
		House Number	Enter House No.
		Gram Panchayat	Enter Gram Panchayat
		Pin Code *	416115

enrolonline.mastersofterp.in/Student/AddressDetails/Index

DATTAJIRAO KADAM ARTS, SCIENCE AND COMMERCE COLLEGE Log Out

22/94, Ganeshnagar Galli No. 9, Ichalkaranji

Country *	India	Tehsil *	Hatkanangale
State *	MAHARASHTRA	House Number	Enter House No.
District *	KOLHAPUR	Gram Panchayat	Enter Gram Panchayat
		Pin Code *	416115

CORRESPONDENCE / LOCAL ADDRESS

Same as Permanent Address

Temporary Address *	22/94, Ganeshnagar Galli No. 9, Ichalkaranji	City/Village *	ICHALKARANJI
Country *	India	Tehsil *	Hatkanangale
State *	MAHARASHTRA	House Number	Enter House No.
District *	KOLHAPUR	Gram Panchayat	Enter Gram Panchayat
		Pin Code *	416115

Save & Next

14) Next fill your **“Last Qualifying Exam Details”**,

- **For 11th standard Registration, fill SSC exam details.**
- **For FY Registration, fill HSC exam details.**

Then click on **“Save & Next”** button.

The screenshot shows a web browser window with the URL `enrolonline.mastersofterp.in/Student/LastQualifyingExamDetails/Index`. The page title is "Last Qualifying Exam Details". The user is logged in as "Hello, avdhutdhokare". The page header includes "DATTAJIRAO KADAM ARTS, SCIENCE AND COMMERCE COLLEGE" and a "Log Out" button. A navigation menu on the left lists various sections: Personal Details, Contact Details, Last Qualifying Exam Details (highlighted), Education Details, Document Details, Subject Details, Photo Details, Make Payment, Confirm Registration, and Application Reprint. The main content area is titled "Online Registration --> Last Qualifying Exam Details" and contains a form with the following fields:

Note: * Marked Fields Are Mandatory			
Last Exam Name *	HSC	Stream *	Arts
Board/University *	Kolhapur Divisional Board	Gap in Education *	<input type="radio"/> Yes <input checked="" type="radio"/> No
School/College *	A B C College Chandur		
Year Of Passing *	2020		
Total Marks *	600		
Obtained Marks *	422		
Percentage	70.33	%	

A blue "Save & Next" button is located at the bottom right of the form, with a red arrow pointing to it.

- 15) Next fill your **“Educational Details”**
For 11th standard Registration, fill SSC exam details.
For FY Registration, fill SSC and HSC exam details.

Education Details

enrolonline.mastersoftper.in/Student/EducationDetails/Index

DATAJIRAO KADAM ARTS, SCIENCE AND COMMERCE COLLEGE Log Out

Online Registration -> Educational Details

Note: * Marked Fields Are Mandatory !

Exam Name * HSC

Obtained Marks * 422

Board/University * Kolhapur Divisional Board

Total Marks * 600

School/College A B C College Chandur

Percentage 70.33 %

Year of Admission Enter Year of Admission

Result pass

Date of Passing Enter Date of Passing

Credit Earned Enter Credit Earned

Year of Passing * 2020

CGPA Enter CGPA

Exam Seat Number X113553

Grade Enter Grade

Passing Certificate Number 12345678

HSC/+2 with Maths Yes No

Buttons: Skip, Add, Save & Next

- 16) After adding your **“Educational Details”** click on **“Save & Next”** button.

Fwd: ONLINE REGISTRATION DE Education Details

enrolonline.mastersoftper.in/Student/EducationDetails/Index

School/College Enter School/College Name

Percentage %

Year of Admission Enter Year of Admission

Result Enter Result (Pass/Fail)

Date of Passing Enter Date of Passing

Credit Earned Enter Credit Earned

Year of Passing * Enter Year of Passing

CGPA Enter CGPA

Exam Seat Number Enter Exam Seat No

Grade Enter Grade

Passing Certificate Number Enter Passing Certificate Number

HSC/+2 with Maths Yes No

Name of Exam	Total Marks	Obt. Marks	CGPA	Delete
HSC	600	422		<input type="checkbox"/>
SSC	600	450		<input type="checkbox"/>

Buttons: Skip, Add, Save & Next

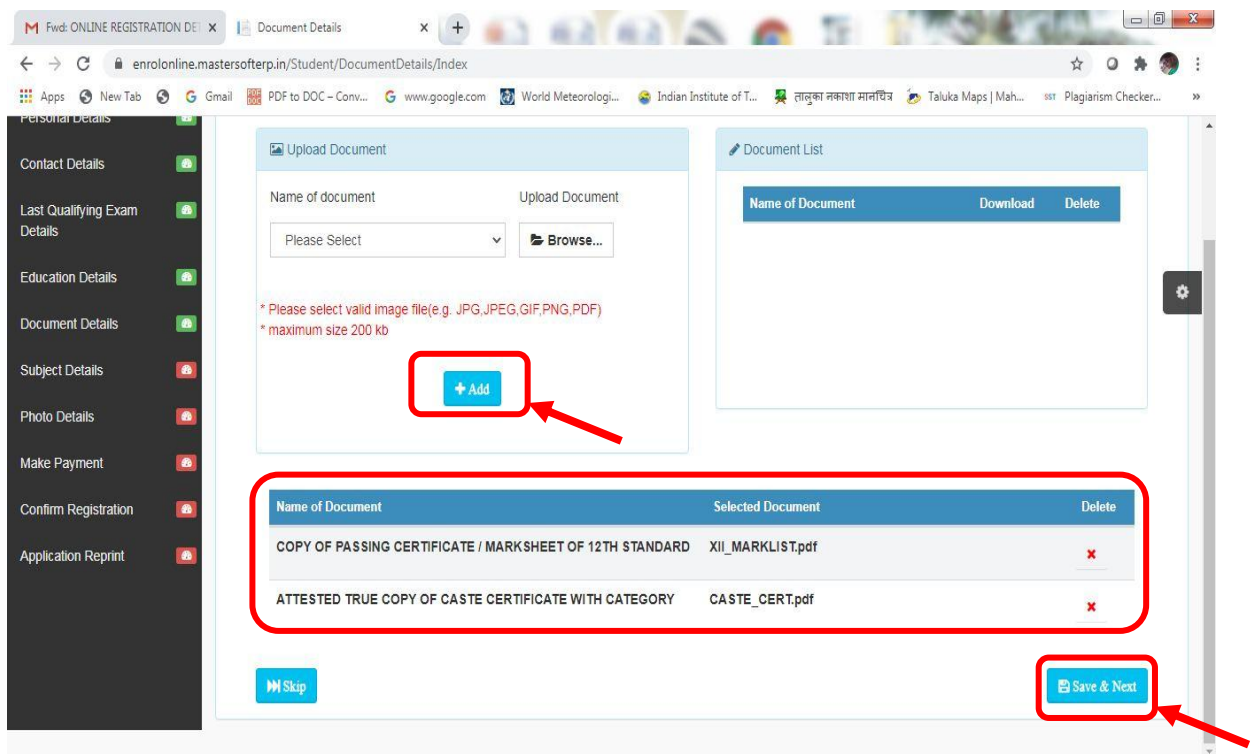
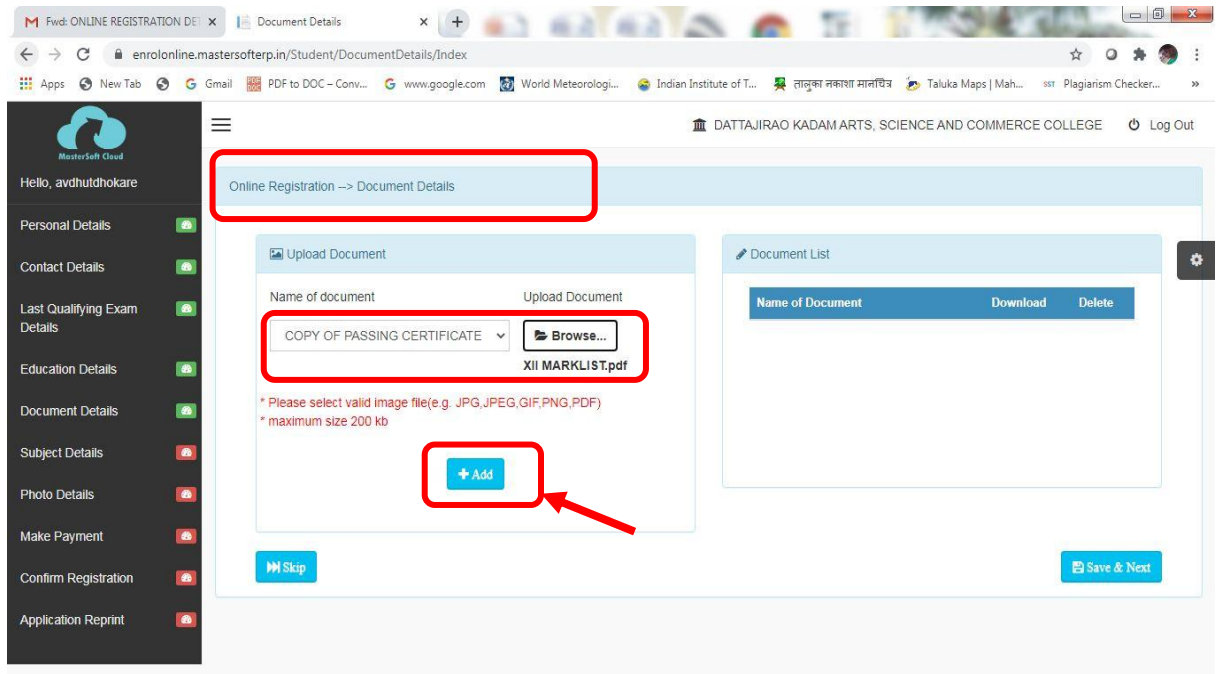
17) Fill your **“Document Details”**

For 11th Registration, attach SSC marklist’s soft copy.

For FY Registration, attach SSC and HSC marklist’s soft copy.

***If you belong to Reservation Category, attach soft copy of caste certificate.
(Maximum size of soft copy is 200 kb)***

After attaching **“Documents”** click on **“Save & Next”** button



18) Next fill your **“Subject details”** as mentioned in **“Admission Notification”** by selecting **“Subject”** or **“Subject Group”**, then click on **“Save & Next”** button.

The screenshot shows the 'Subject Details' page of the online registration system. The browser address bar is 'enrolonline.mastersofterp.in/Student/SubjectDetails/Index'. The page title is 'Subject Details'. A navigation menu on the left includes 'Personal Details', 'Contact Details', 'Last Qualifying Exam Details', 'Education Details', 'Document Details', 'Subject Details', 'Photo Details', 'Make Payment', 'Confirm Registration', and 'Application Reprint'. The main content area has a header 'Online Registration -> Subject Details' and a note: '* Marked Fields Are Mandatory !'. Below this, there are two dropdown menus: 'Medium / Instruction Medium *' (set to 'Marathi') and 'Subject Type' (with radio buttons for 'Subject' and 'Subject Group'). The 'Subject Selection' section contains three dropdown menus: 'Select Language I *' (set to 'ENGLISH - I COMPULSORY'), 'Select Language II * /AEC/SEC' (set to 'HINDI - I GROUP 1'), and 'Select Optional Subject *'. To the right of these dropdowns are instructions: 'Select any 1 language from language I.', 'Select any 1 language from language II.', and 'Select only 4 optional subjects.'. Below these instructions is a table of optional subjects:

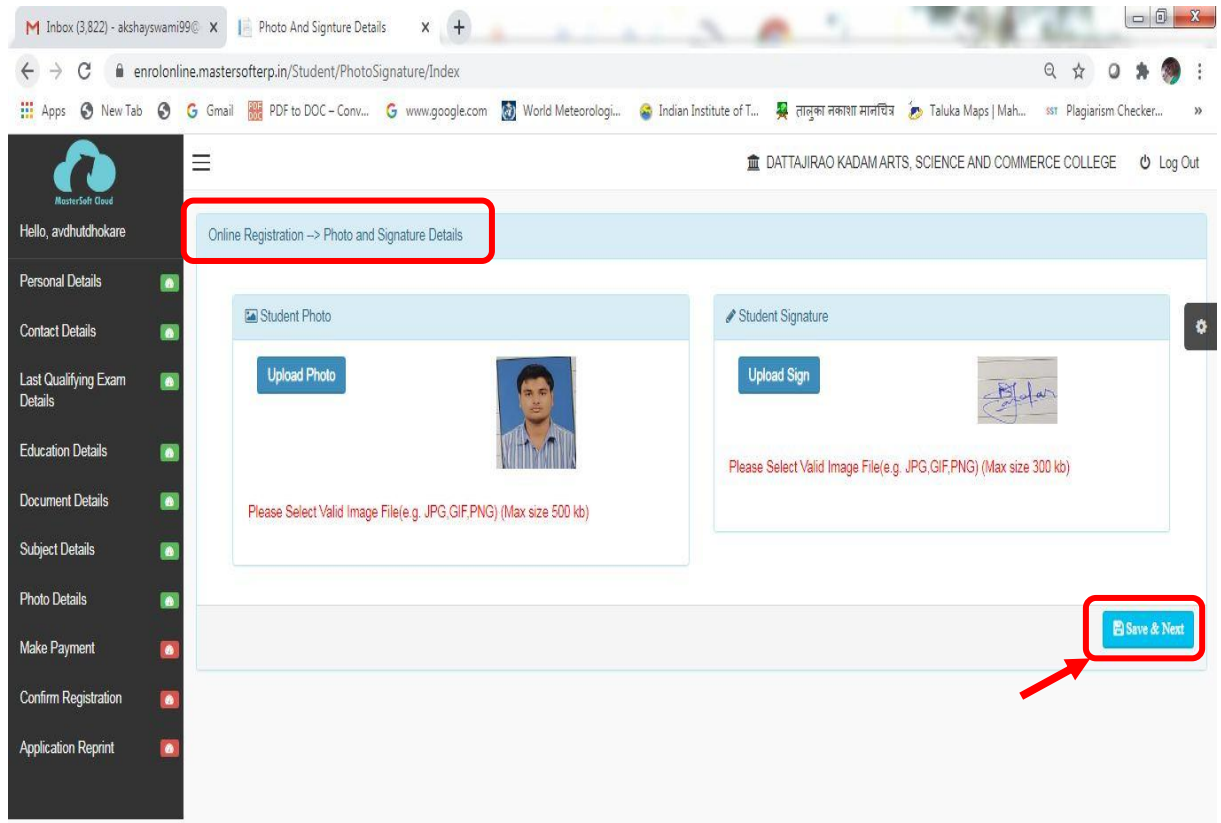
Select	Subject
<input type="checkbox"/>	MARATHI - I OPTIONAL GROUP 2
<input type="checkbox"/>	HINDI - I OPTIONAL GROUP 2
<input type="checkbox"/>	ENGLISH - I OPTIONAL GROUP 2
<input type="checkbox"/>	SOCIOLOGY - I GROUP 3
<input type="checkbox"/>	POLITICAL SCIENCE - I GROUP 3

This screenshot is similar to the one above, but with different subject selections. The 'Subject Type' is still 'Subject'. The 'Select Optional Subject *' dropdown is now set to 'STD - I GROUP 1'. The table of optional subjects is updated as follows:

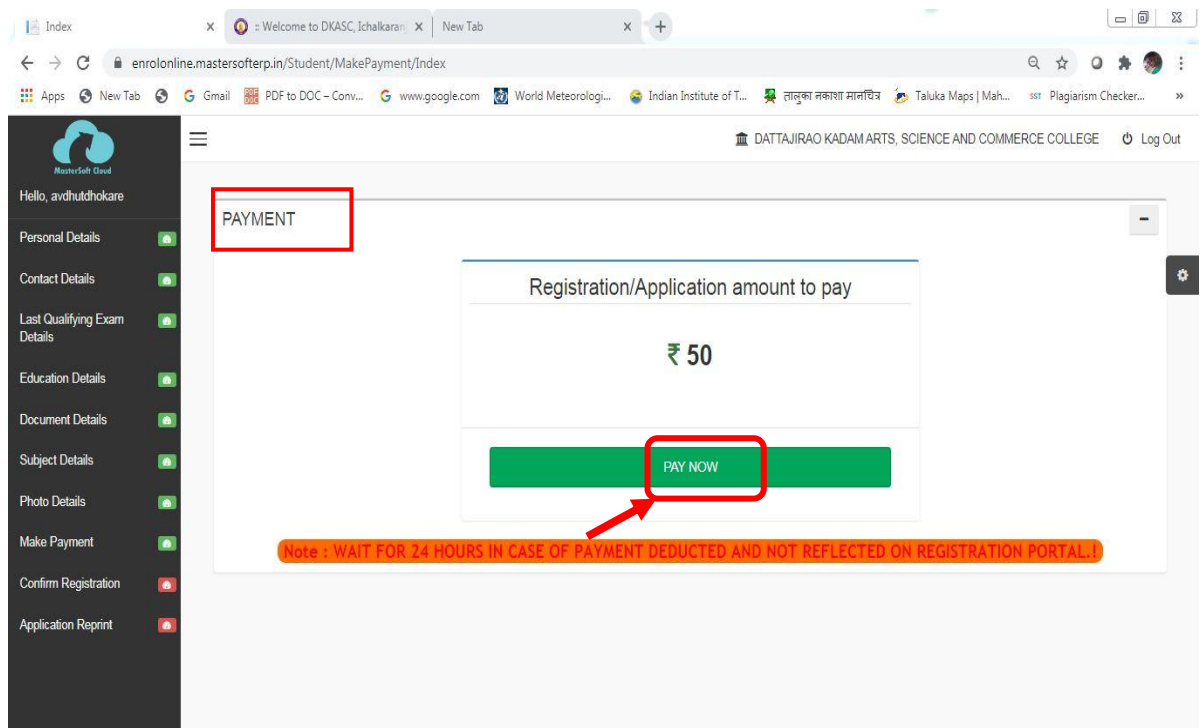
Select	Subject
<input type="checkbox"/>	HISTORY - I GROUP 4
<input checked="" type="checkbox"/>	GEOGRAPHY - I GROUP 4
<input type="checkbox"/>	ECONOMICS - I GROUP 5
<input checked="" type="checkbox"/>	PSYCHOLOGY - I GROUP 5
<input checked="" type="checkbox"/>	STD - I GROUP 1

At the bottom right of the form, the 'Save & Next' button is highlighted with a red box and a red arrow pointing to it.

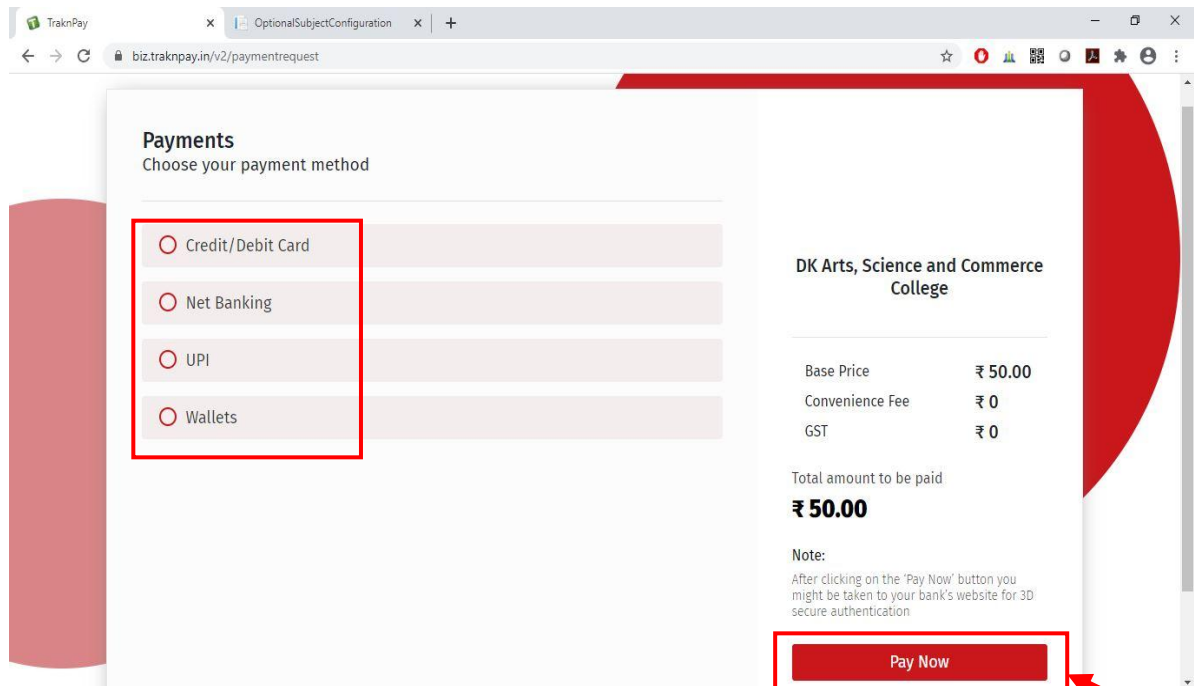
19) Next upload your Identify size photo and signature (*Maximum size of photo is 500 kb and sign is 300 kb*), then click on **“Save & Next”** button.



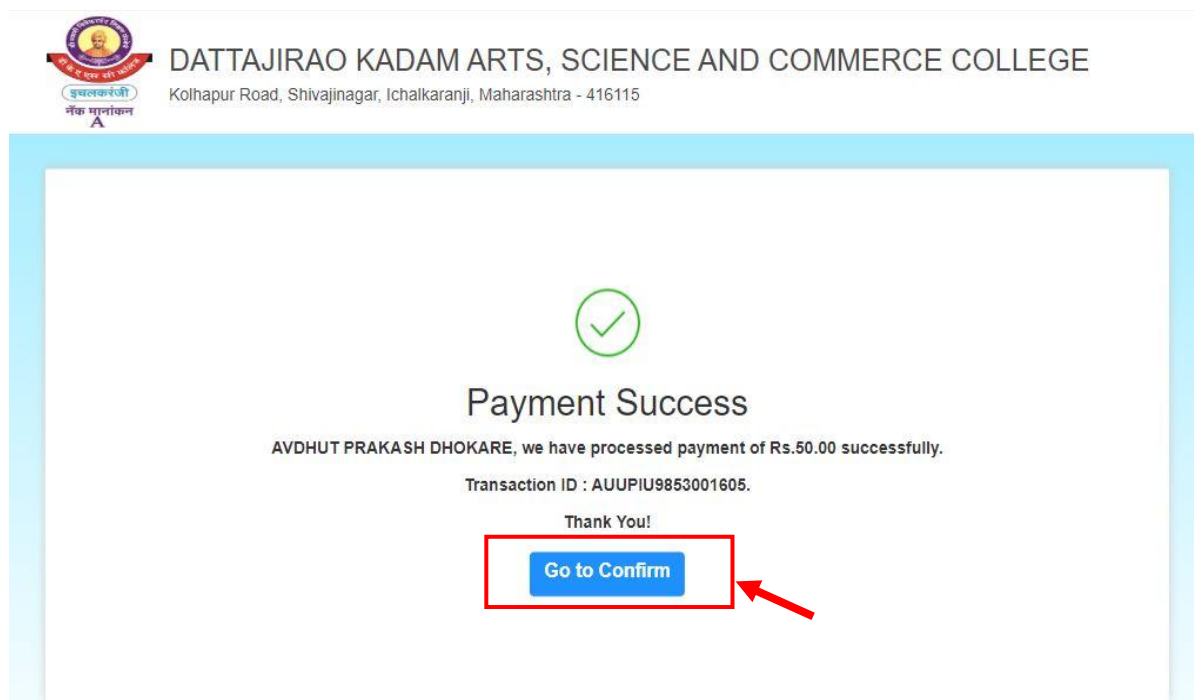
20) Pay Online Registration Fee. Click on **“Pay Now”** Button.



21) You can pay Online Registration Fee by using *Credit / Debit Card, Net Banking, UPI and Wallet*. Choose your payment method. Then Click on “*Pay Now*” button.

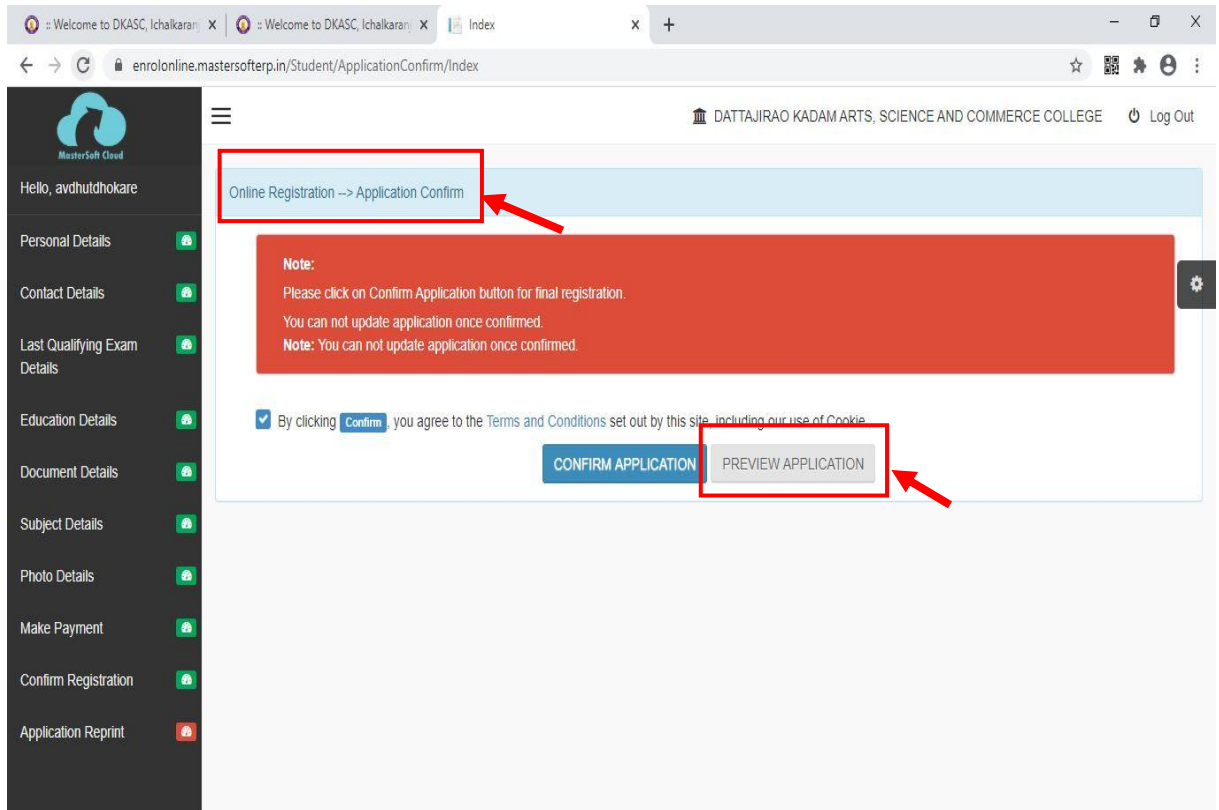


22) After successful payment, you will get following message on your screen. Click on “*Go To Confirm*” button

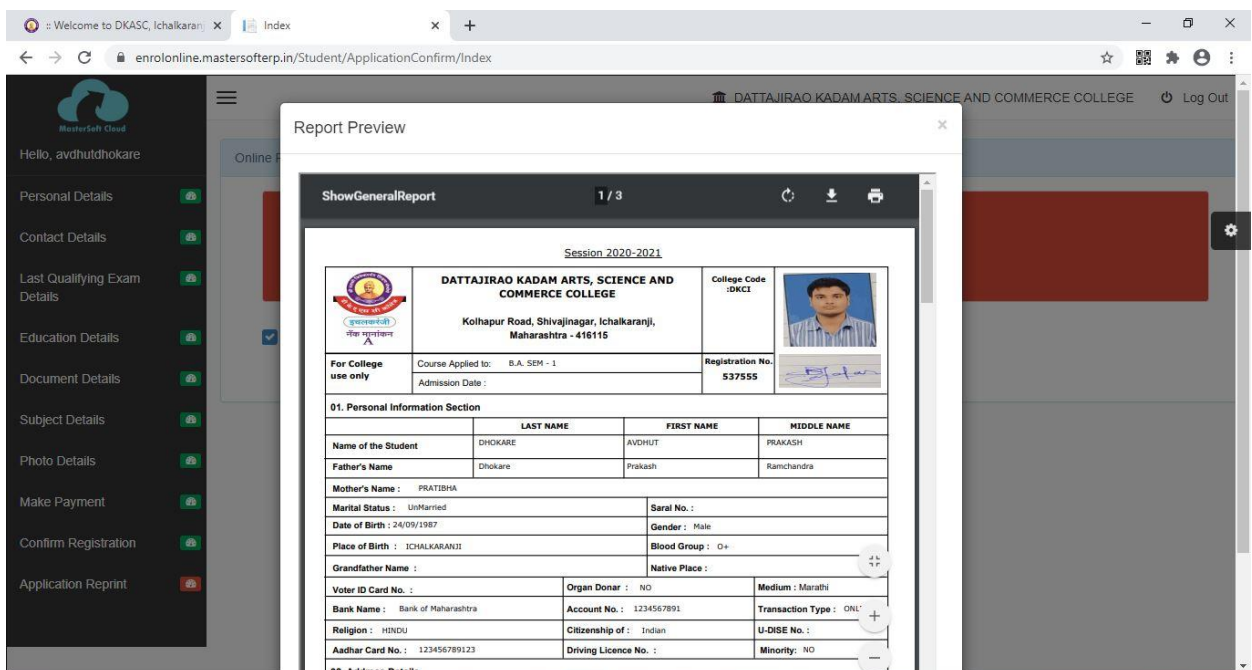


WAIT FOR 24 HOURS IN CASE OF PAYMENT DEDUCTED AND NOT REFLECTED ON REGISTRATION PORTAL! OR CONTACT ON – (For BA, B.Com., B.Sc. – I : 9850046982), (For BCA – I : 9975324373, 9975717289)

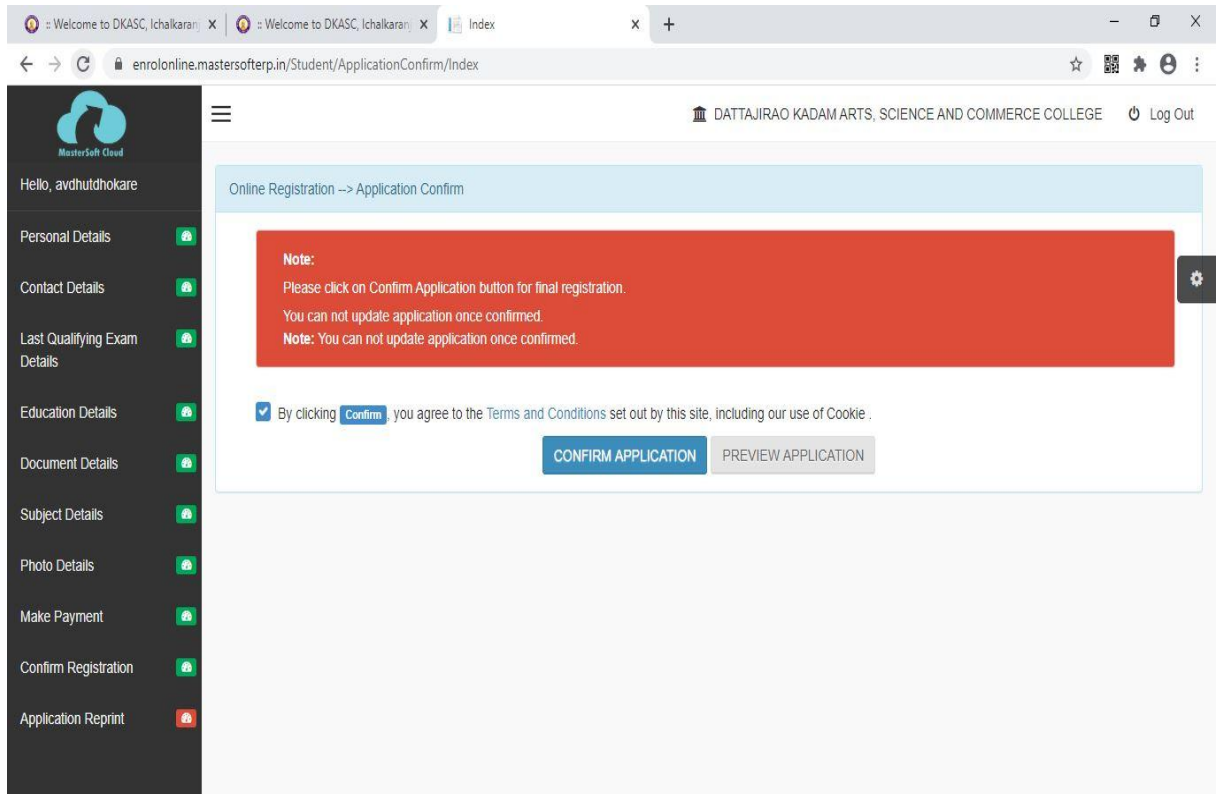
23) Before **“CONFIRM APPLICATION”**, Click on **“PREVIEW APPLICATION”** to check your filled information.



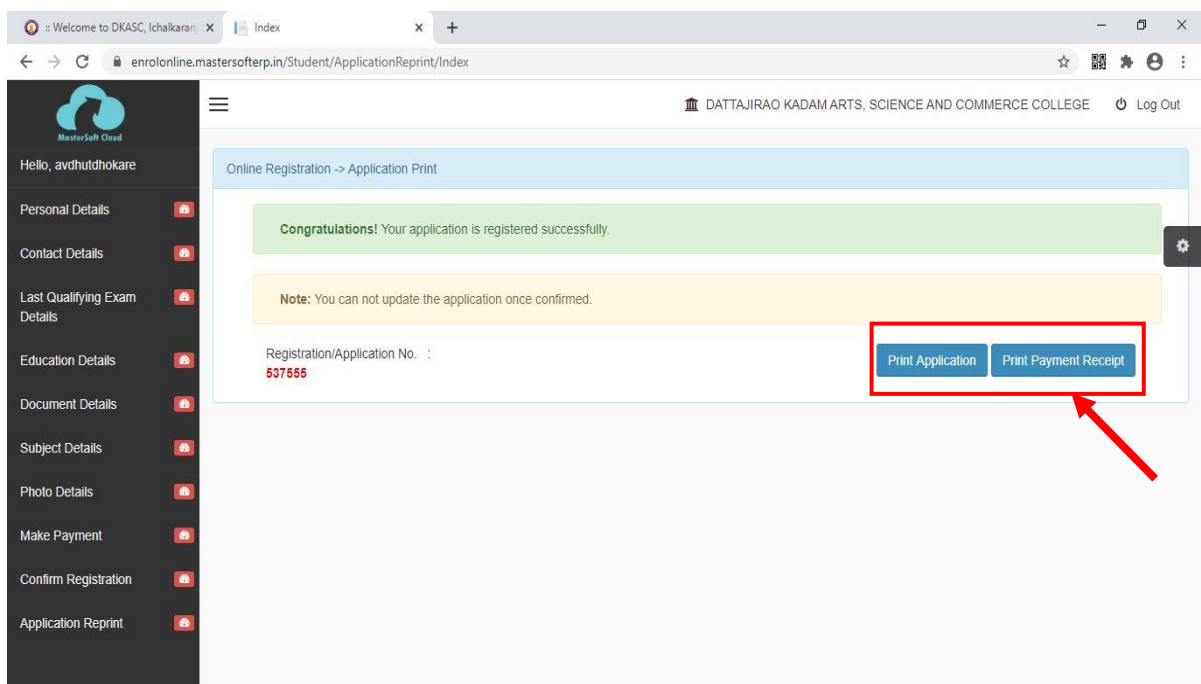
24) After selecting **“PREVIEW APPLICATION”** you will see your filled information as shown in following information.



25) After **“PREVIEW APPLICATION”**, confirm your application by clicking **“CONFIRM APPLICATION”** button.



26) After **“CONFIRM APPLICATION”**, Take Printout of Application and Payment Receipt or save these as PDF for you reference.



If you have any queries regarding online admission, please contact on following contacts,

A. Regarding Admission Process :

B.A. - I	Dr. A. P. Jadhav (Chairman)	9923314215
	Dr. V. B. Shinde	9881762731
	Mr. A. B. Katkole	9763346009
	Mr. P. B. Shiledar	9421604800

B.Com. - I	Dr. D. G. Ghodake (Chairman)	9423264139
	Mr. V. B. Patil	9822321317
	Mrs. R. S. Rodrigues	8888098871
	Mr. M. M. Mahajan	9096973843

B.Sc. - I	Mr. D. J. Mungare (Chairman)	9850353128
	Mr. A. R. Swami	9975717289
	Dr. N. H. Shaikh	9604560988
	Dr. A. S. Tapase	9595906820

B.C.A. - I	Mr. C. A. Patil (Chairman)	9730072308
	Mr. S. B. Patil	9665402811
	Miss S. J. Gath	9518772267
	Mr. V. S. Patil	9623748338

B. Regarding Online Fee Payment :

B.A. - I	Mr. Sunil Aparadh	9850046982
B.Com. - I		7972263337
B.Sc. - I		
B.C.A. - I	Mrs. Aparna Bhosale	9975324373 9359030595

C. For Technical Assistance:

B.A. - I	Mr. A. A. Dadhiwale	9975105585
B.Com. - I	Mr. T. I. Naikwade	9146683830
B.Sc. - I	Mr. B. V. Devkar	9970941159
B.C.A. - I	Mr. C. A. Patil / Mr. A. R. Swami	9730072308 9975717289

Dr. R. R. Kumbhar
Principal

Online Education Fee Payment After Registration Approval by College

© 11th Standard and FY (B.A./B.Com./B.Sc./B.C.A./M.A./M.Sc.) ©

